
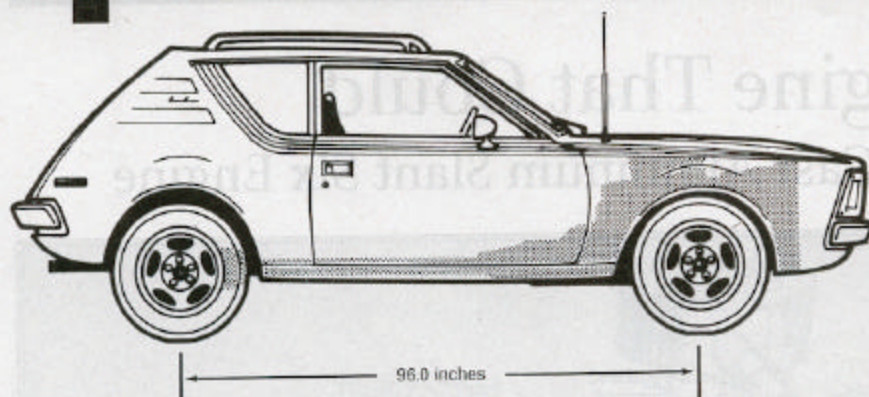


specifications



1972 AMC Gremlin

Base price \$1,999
Standard equipment 232 cid six, three speed manual transmission, rubber floor covering
Options on dR car Torque-Command automatic transmission, power steering, air conditioning, sport steering wheel, interior appointment package, rally side stripe
Price as tested \$2,958

ENGINE
 Type OHV in-line six cylinders, cast iron block and head
 Displacement 232 cubic inches
 Bore X stroke 3.76x3.50
 Compression ratio 8.0:1, regular grade fuel
 Horsepower@ rpm 100 hp @3600 rpms
 Torque@ rpm 185@1800 rpms
 Fuel system 1bbl carburetor
 Valve Lifters Hydraulic
 Electrical system 12 volt, negative ground

TRANSMISSION
 Type Torque-Command (Chrysler-built) three speed fully automatic with column-mounted shifter

DIFFERENTIAL
 Type Hypoid
 Ratio 2.37 standard, 2.73 and 3.08 optional

STEERING
 Type Variable ratio power steering
 Turning Circle 32.7 ft

BRAKES
 Type Hydraulic, 4-wheel drum
 Dimensions front, 9 inches
 rear, 9 inches


CHASSIS & BODY
 Frame type Unitized
 Body construction All steel
 Body style two-door hatchback coupe
 Layout front engine/rear drive

SUSPENSION
 Front Independent, coil springs, twin ball joints, tube shocks
 sway bar optional

Rear solid axle, semi-elliptic leaf springs, tube shocks
 Standard tires 6.00 x13 bias ply
 Optional tires 6.45x14, B78 x14, D70 x14 bias ply

WEIGHTS AND MEASURES
 Wheelbase 96 inches
 Overall length 161.3 inches
 Overall Width 70.6 inches
 Overall height 52.4 inches
 Front track 57.5 inches
 Rear track 57.0 inches
 Curb Weight 2635 lbs.

CAPACITIES
 Crankcase 5 quarts (with filter)
 Fuel tank 21 gallon
 Cooling 10.5 quarts



Rugged 232-cu.in. straight-six makes 100hp and 185 ft.-lb. of torque with 8.0:1 c.r.



Rear seat folds; spare sits in cargo area.